

A woman with long dark hair, wearing a red bikini, is standing in a well-lit closet. She is holding a smartphone up to her face, taking a selfie. The closet is filled with various clothing items hanging on racks and several handbags displayed on shelves above and below her. The overall scene is dimly lit, with the primary light source coming from the closet's interior lighting, creating a soft glow around the woman and her phone.

FREE GUIDE

The AI Desi Prompt Playbook

Battle-tested prompt tricks for generating AI Indian aunties. Real prompts, real results, zero fluff.

by Demiurge

How to use this guide

- 1 **Go to ImageFX** at labs.google/fx/tools/image-fx (free) or use Google Flow for more control.
- 2 **Pick a prompt** from this guide. Copy the full text from the dark box.
- 3 **Paste it** into the prompt field and hit generate.
- 4 **Tweak.** Change age, clothing, setting, or mood to fit your vision.
- 5 **Generate 3-4 variations.** Pick the best. Small word changes make big differences.

Pro tip: If results look too young, add "late 30s" or "early 40s" as the age descriptor. "Mature" alone is unreliable.



Google Flow + ImageFX

Both from Google Labs. Free to start.

ImageFX

Free. Fast. Best starting point.

Google Flow

Pro tool. Image + video. 100 free credits.


Flow Free

100 credits, 50 daily.

Flow Pro

\$19.99/mo. 1,000 credits. 1080p.

Start with ImageFX to test fast. Move to Flow for refinement or video.



The prompt formula that works

Every prompt in this guide follows this battle-tested structure:

**[Size/shape stack] [Age signal] [Ethnicity] [Wealth/status]
[Gender] with [body details]. [Hair modifier.] Wearing a
[Clothing]. [Action/pose]. [Setting]. [Camera angle]**

Order matters. AI models weight earlier words more heavily. Build the person first (body, age, ethnicity), then dress them, then place them in a scene. Camera and angle cues go last.

Adjective stacking

The most powerful trick in this guide. All models assign weight by repetition. Stack synonyms to force the output you want.

Repeat the key word. "Fat" appears **twice** in every prompt below. The model sees it 2x and cranks the dial.

Add synonyms. "Chubby" covers a different embedding than "Fat". Both push toward large body. Together they're unstoppable.

Lead with an intensifier. "Very Fat" (not just "Fat") pushes the model toward the extreme end of the distribution.

Stack age signals. "old" + "older" + "Middle Aged" = the model cannot misinterpret the age.

Why this works: Image models parse prompts as weighted tokens. Repeating "Fat" 2x + "Chubby" gives the concept 3x weight. This overpowers default priors (like "Bikini" = young/slim).

Period-delimited structure

Use periods, not commas, to separate prompt sections. Each sentence becomes a discrete instruction.

WEAK (COMMAS)

Fat Indian woman, wearing a bikini, mirror selfie, simple modern bathroom

STRONG (PERIODS)

Very Fat Chubby Fat old Indian Rich Middle Aged woman. Wearing a Black Bikini one piece. Mirror Selfie. Simple Modern Bathroom.

Each sentence = one instruction. The model processes them independently. No attribute blending.

Subject sentence first. Build the entire person in sentence 1 before anything else exists.

Clothing gets its own sentence. "Wearing a [item]." Simple, direct, no ambiguity.

Action + setting = one or two sentences. "Cooking in her modern penthouse apartment." Done.

Possessive anchoring + specificity

Small word choices that make a big difference in output consistency.

Use "her" for settings. "her modern penthouse apartment" (not "a penthouse apartment"). The possessive anchors ownership and implies a coherent lifestyle. The model builds a character who belongs there.

Name the clothing exactly. "Black Bikini one piece" (not "a stylish black bikini"). Concrete items render better than abstract qualities. The model knows what a "one piece" is. It doesn't know what "elegant" looks like on your specific character.

Wealth signal twice. "Rich" in the subject + "penthouse" in the setting. Two different tokens pointing at the same concept. The model commits to the aesthetic.

Camera cues go last. "Mirror Selfie" and "Side View" are appended as final fragments. They influence the composition pass, not the character build.

Avoid vague adjectives. "Beautiful", "gorgeous", "elegant" cause the AI to over-smooth. Describe **what** you see, not how you feel about it.

Keywords for accurate Indian auntie faces

Include these to prevent the AI from defaulting to generic or East Asian features.

Skin: "warm brown skin", "deep golden undertones", "olive-toned brown skin"

Features: "South Asian features", "Indian facial structure", "slightly prominent nose bridge"

Hair: "thick black hair", "dark brown hair with natural wave"

Eyes: "dark brown almond-shaped eyes", "large dark eyes", "kohl-rimmed eyes"

Age: "late 30s", "early 40s", "mid 40s" (use specific decades, not "mature")

Lighting keywords cheat sheet

Soft flattering: "window light", "overcast daylight", "soft diffused lighting"

Dramatic: "Rembrandt lighting", "side lighting", "chiaroscuro"

Warm glow: "golden hour", "candlelight", "warm tungsten"

Clean/modern: "ring light", "beauty dish", "even studio lighting"

Cinematic: "volumetric light", "backlit with rim light", "cinematic color grading"

Realism trick: Add "pores visible" and "natural skin texture" to any portrait prompt. It stops the AI from making plastic-looking skin.

Two auntie body type formulas

Same structure, different results. Swap the subject line, keep everything else.

PLUS-SIZE FORMULA

Very Fat Tall Chubby Fat older
Indian Rich Middle Aged woman
with large Cup size.

CURVES FORMULA

Tall Indian Middle Aged woman
with curves and large Cup size.

Plus-size: Triple-stacked adjectives ("Very Fat" + "Chubby" + "Fat") force the model toward a large body. The word "older" prevents youth drift.

Curves: "with curves" is softer. No adjective stacking needed. The model interprets this as hourglass, not plus-size.

Key takeaway: The first sentence is your control knob. Change only the subject line to get a completely different body type while keeping the same scene, clothing, and setting.

Clothing layering

Layering two clothing items in one sentence adds visual depth and controls how much skin shows.

Outer over inner: "Oversized Black Blazer over a Black Bikini" – the model renders the blazer open, bikini visible underneath.

Coat draped open: "Fur Coat draped open over a Black Bikini" – "draped open" is a posture cue baked into the clothing description.

Trench coat trick: "String Bikini under an open Trench Coat" – the word "under" reverses the layer order but the model still gets it right.

Loosely tied: "Silk White Robe loosely tied" – not two items, but a clothing state that implies openness without saying "open".

Pattern: [Outer layer] + "over" / "under" / "draped open" + [Inner layer]. The model treats each as a separate render pass.

Time-of-day as mood control

Lighting isn't just brightness. The time of day changes the entire mood of the image.

Morning: "Morning sunlight streaming in" – bright, clean, fresh.

Afternoon: "Backlit by afternoon sun" – warm, golden, relaxed.

Golden hour: "Sunset golden hour light" – dramatic, warm rim lighting.

Evening: "City lights through the window" – moody, intimate.

Night: "Neon city lights" – cinematic, high contrast.

Candlelit: "Candlelight around the room" – warm, low-key, dramatic shadows.

Always specify time + direction. "Morning sunlight streaming in" is stronger than "bright lighting". The model needs both the **when** and the **how**.

Props sell the scene

A single prop turns a person standing in a room into a story. The model uses props to figure out posture, hand position, and facial expression.

Drink in hand: "Cocktail on the side table", "Wine glass in hand", "Coffee cup nearby", "Holding a cup of chai" – each drink implies a different time, setting, and energy.

Activity props: "Holding dumbbells", "Holding a paintbrush", "Holding a wine bottle" – props force specific hand positions and body angles.


Furniture as pose: "Reclining on a sun lounger", "Curled up on an oversized white couch", "Sitting in the back seat" – furniture tells the model the body position.

Textural details: "Steam rising", "Water droplets on skin", "Slightly sweaty" – physical states that the model renders as texture effects.

Background props: "Shopping bags from luxury brands scattered on the floor", "Unmade bed behind her", "Turmeric and marigold stalls in background" – background props fill empty space and add context.

Rule of thumb: At least one prop per scene. The model uses it to anchor the character's hands and gaze. No props = awkward floating hands.

Bathroom Mirror Selfie



PROMPT

Very Fat Tall Chubby Fat old Indian Rich Middle Aged woman with large Cup size. Wearing a Black Bikini one piece. Mirror Selfie. Simple Modern Bathroom

Notice the stacking: "Very Fat" + "Chubby" + "Fat" (3x weight on body size). "Mirror Selfie" at the end sets the camera angle.

MIRROR SELFIE

Bathroom Mirror + Long Hair





PROMPT

Very Fat Tall Chubby Fat old Indian Rich Middle Aged woman with large Cup size. Long hair. Wearing a Black Bikini one piece. Mirror Selfie. Simple Modern Bathroom

One word change ("Long hair") = completely different character. This is why you generate variations.

Cigar on the Balcony





PROMPT

Very Fat Tall Chubby Fat older Indian Rich Middle Aged woman with large Cup size. Wearing a Strap Bikini. Smoking a Cigar. Looking outside in the balcony of her modern penthouse apartment.

"Her" penthouse (not "a" penthouse). Possessive anchoring makes the model treat the setting as owned, not random. "Smoking a Cigar" adds narrative action.

Cooking in the Penthouse




PROMPT

Very Fat Chubby Fat older Indian Rich Middle Aged woman with large Cup size. Wearing a Golden String Bikini. Cooking in her modern penthouse apartment

Same subject formula, different action and clothing. Swap "Black Bikini one piece" for "Golden String Bikini" and "Mirror Selfie" for "Cooking" = entirely new scene.

Cooking + Side View



PROMPT

Very Fat Chubby Fat older Indian Rich Middle Aged woman with large Cup size. Wearing a Golden String Bikini. Cooking in her modern penthouse apartment. Side View

Identical prompt to the previous slide, but "Side View" appended at the end. One fragment = different camera angle. Camera cues always go last.

Walk-in Closet Mirror Selfie



PROMPT

Very Fat Tall Chubby Fat older Indian Rich Middle Aged woman with large Cup size. Wearing a Bikini. Standing in front of a full-length mirror inside a luxury walk-in closet. Racks of designer clothes and handbags visible behind her. Mirror selfie pose. Soft warm lighting.

The setting does heavy lifting here. "Luxury walk-in closet" + "racks of designer clothes" builds an entire scene without a single lighting or camera keyword.

Bedroom Button-Down



PROMPT

Very Fat Tall Chubby Fat older Indian Rich Middle Aged woman with large Cup size. Wearing only an Oversized White Button-Down Shirt unbuttoned halfway. Bedroom mirror selfie. Messy morning hair. Bare feet on hardwood floor. Sunlight through sheer curtains. Unmade bed behind her.

"Wearing only" signals minimal clothing. Details stack the scene: "messy morning hair", "bare feet", "unmade bed". Together they sell a specific moment, not a pose.

Sheer Curtains / Backlit



PROMPT

Very Fat Tall Chubby Fat older Indian Rich Middle Aged woman with large Cup size. Standing behind sheer white curtains in a penthouse bedroom. Wearing a White Lace Bodysuit Bikini. Silhouette visible through the fabric. Backlit by afternoon sun. One hand reaching through the curtain.

*"Silhouette visible through the fabric" tells the model how to render the transparency.
"Backlit by afternoon sun" sets both the lighting direction and the time of day.*

Shower Steam / Open Door





PROMPT

Very Fat Tall Chubby Fat older Indian Rich Middle Aged woman with large Cup size. Standing in an open-door shower. Water running down. Steam escaping into the bedroom through the open glass door. Towel barely hanging on one shoulder. Penthouse bathroom. Moody warm lighting.

"Open-door shower" frames the composition. "Steam escaping into the bedroom" connects two spaces. "Towel barely hanging on one shoulder" is a posture + prop in one phrase.

Silk Robe Kitchen Breakfast




PROMPT

Very Fat Tall Chubby Fat older Indian Rich Middle Aged woman with large Cup size. Wearing a Silk White Robe loosely tied. Eating breakfast at a marble kitchen island. Morning sunlight streaming in. Coffee cup nearby. Minimal modern kitchen.

"Loosely tied" is a clothing state, not a static item. It tells the model the robe is open/draped, not cinched tight. Small detail, big visual difference.

Silk Robe Standing





PROMPT

Very Fat Tall Chubby Fat older Indian Rich Middle Aged woman with large Cup size. Wearing a Silk White Robe loosely tied. Eating breakfast standing. Morning sunlight streaming in. Coffee cup nearby. Minimal modern kitchen.

Same prompt as previous, but "eating breakfast standing" instead of "at a marble kitchen island". One phrase swap = different pose and framing. The model reads "standing" and adjusts the full body posture.

Gym Mirror Workout



PROMPT

Very Fat Tall Chubby Fat older Indian Rich Middle Aged woman with large Cup size. Wearing a Tight Black Sports Bikini Top and Low Waist Leggings. Mid-workout in a modern home gym. Gym Mirror Photo. Floor-to-ceiling windows with city view. Morning light. Slightly sweaty.

"Gym Mirror Photo" is a camera cue disguised as a genre. The model reads it as: phone camera, mirror angle, gym setting. "Slightly sweaty" adds a physical texture state.

Morning Sunlight Matching Set



PROMPT

Very Fat Tall Chubby Fat older Indian Rich Middle Aged woman with large Cup size. Wearing Matching Fitted Top and Leggings. Morning Sunlight. Mirror Selfie.

Minimalist prompt. No setting, no props, no action. Just clothing + lighting + camera. Proves you don't always need 4 sentences. Sometimes less is more.

Elevator Mirror Trench Coat



PROMPT

Very Fat Tall Chubby Fat older Indian Rich Middle Aged woman with large Cup size. Wearing a String Bikini under an open Trench Coat. Mirror selfie inside a luxury penthouse elevator.

Classic clothing layering trick: "String Bikini under an open Trench Coat". The word "under" reverses the layer order but the model renders both correctly. "Luxury penthouse elevator" sets a specific location with implicit wealth.

Prompt building blocks

Mix and match from these categories. One from each = a complete prompt.

Clothing: Black Bikini / Red Bikini / White Bikini / Silk Robe / Evening Dress / Trench Coat / Blazer / Button-Down Shirt / Pajamas / Gold Sequin Dress

Layering: "over a Bikini" / "under an open Trench Coat" / "loosely tied" / "draped open" / "unbuttoned halfway" / "falling off one shoulder"

Actions: Reclining / Standing / Sitting / Cooking / Smoking / Holding [prop] / Looking outside / Eating / Floating / Posing

Settings: Penthouse balcony / Walk-in closet / Modern bathroom / Kitchen island / Rooftop pool / Home gym / Wine cellar / Staircase / Elevator / Art studio

Time: Morning sunlight / Afternoon sun / Golden hour / Evening lighting / Night time / Candlelit / TV screen glow

Camera: Mirror selfie / Side view / Profile view / Over-the-shoulder / Looking down at camera / Backlit silhouette

When it goes wrong

Common problems and how to fix them.

Face looks too young Stack age signals: "old" + "older" + "Middle Aged". Never use just "mature".

Body type wrong You didn't stack enough. Repeat the key adjective 2-3x + add a synonym.

Face looks East Asian Add "South Asian features" + "warm brown skin" + "Indian facial structure" early in the prompt.

Skin looks plastic Add "pores visible" + "natural skin texture". Remove vague words like "beautiful".

Clothing looks wrong Be more specific. "Black Bikini one piece" not "a bikini". Name the exact item.

Pose is boring Add an action verb. "Smoking a Cigar", "Cooking", "Looking outside". Static prompts = static poses.

Setting is generic Use possessive anchoring. "Her modern penthouse" not "a penthouse". Add 2-3 specific details.

THAT'S IT

Now go generate.



Open **ImageFX** or **Google Flow**.
Paste a prompt. See what happens.
Tweak, iterate, make it yours.

by **Demiurge**